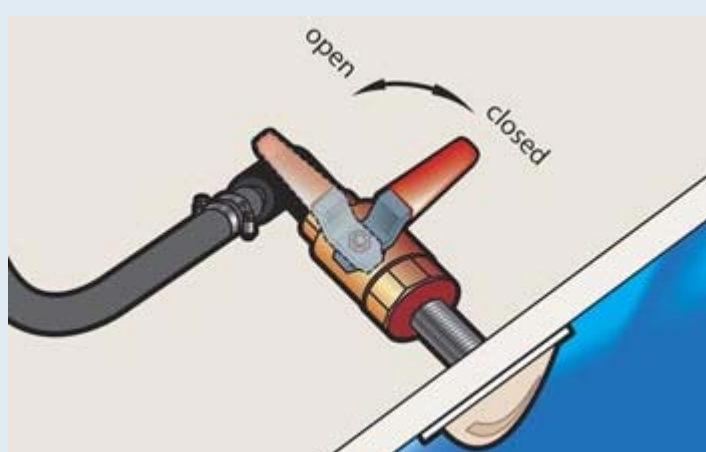
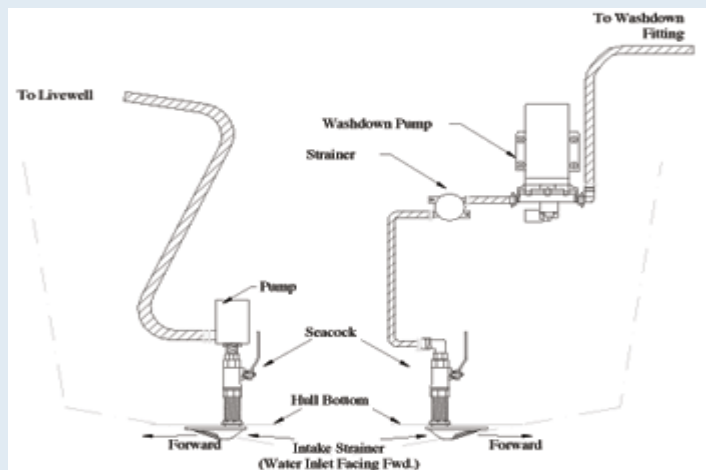


## Know Your Grady's Operating Systems: Seacocks



A seacock is a valve that controls the flow of seawater to components in the boat that rely on seawater to function properly. These components include livewells, washdowns, air conditioning systems, generators, and certain head discharge systems. A seacock has a lever handle that moves 90 degrees. The open position is identified by the orientation of the handle. If the handle is in line or parallel to the body of the valve, then the seacock is in the open position. If the handle is perpendicular to the body of the valve, the seacock is in the closed position.

To operate the boat's component systems that rely on seawater, the related seacocks should be in the open position. **It is an important safety precaution to remember to close seacocks when the related component is not in use to prevent taking on water.**

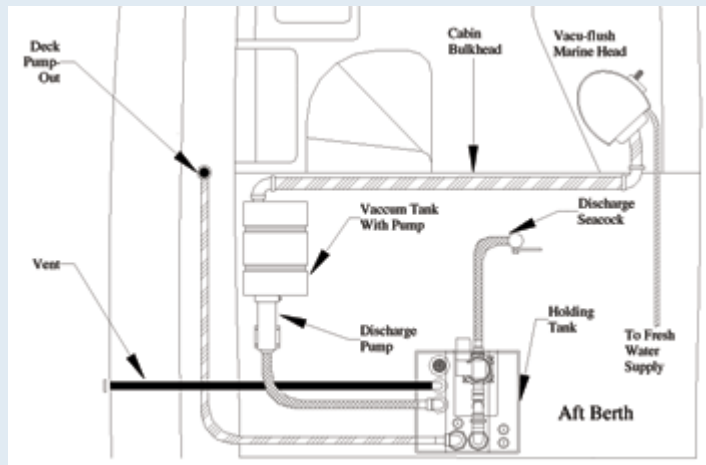


Livewell and washdown seacocks diagram

The air conditioner, generator and livewell seacocks have remote arms installed on the handles. The open position for these seacocks can be obtained by pulling up on the remote arm attached to the seacock handles. Pushing down on the remote arm closes the seacock.

When operating a livewell and opening its seacock, the livewell switch at the helm should be in the on position. If the seacock is left open and the pump is not on, the boat's forward motion through the water will gradually fill the box. To prevent this filling inadvertently, close the seacock when the livewell is not in use.

Regarding a generator option, do not leave the seacock open while the boat is in motion and the generator is off. You can use the generator while the boat is moving, but when the generator is shut down the intake seacock should be closed immediately to avoid excessive seawater being backed up into the exhaust manifold.



VacuFlush® head system diagram

On Gradys installed with a VacuFlush® head system, it is not necessary to open a seacock prior to use of the head; this system uses a vacuum pump. **However all head seacocks must be closed when operating in protected waters (check your local regulations).** For overboard discharge, the head seacock must be open to prevent damage to the discharge pump. Close the discharge seacock when the tank is empty.

**For more information regarding your boat's operating systems, refer to your owner's manual. You can find owner's manuals online at <http://www.gradywhite.com/customer/manuals/>.**

## Videos

### Canyon 366 Named "Best" by Boating



Boating magazine named the Grady-White Canyon 366 center console one of the "Ten Best Boats of 2010" at an awards presentation during the Miami International Boat Show. [Click here to watch!](#)

### New Fisherman 230



All eyes on deck! Grady-White's newest center console was shown at the Miami show sporting a marine blue hull color, now factory available in addition to the classic "Grady white." [Click here to watch!](#)

## SIGN UP NOW!



George Pacharis, 2010 Grady Fest chairman, manned a festival registration table at the Miami International Boat Show to personally invite Grady-White owners and enthusiasts to Fort Myers Beach, FL, March 19-21. He was welcomed by the Grady-White family's Chris Smith, Eddie Smith and Kris Carroll. This fun weekend of "all things Grady" is just around the corner, and we look forward to seeing you there! Visit [www.gradyfest.com](http://www.gradyfest.com) for more information or contact George by emailing [info@gradyfest.com](mailto:info@gradyfest.com).

## Grady-White Owners' Clubs



Grady owners have lots of fun, and for many it's "the more the merrier" with Grady Club events like those of the Tarpon Coast Grady-White Club, seen here enjoying a New Year's party on Three Sisters Island in Florida. Check our list of clubs for one near you. [www.gradywhite.com/clubs/](http://www.gradywhite.com/clubs/)



## Become a Fan of Grady-White Boats on Facebook!

We've posted information about boat show dates and other topics about The Grady Life, so visit often and post your thoughts on our Facebook page. [Click here to become a fan!](#)

Like to share your ideas? E-mail us at [docklines@gradywhite.com](mailto:docklines@gradywhite.com).

## Grady Gear!

Stay warm on deck with these great Grady Gear selections!



**Ladies Cutter & Buck Bainbridge Jacket**  
Lightweight, breathable, wind- and water-resistant dobby textured jacket with mesh lining for ventilation. Full zip, embroidered Grady-White logo.



**Cutter & Buck Windtec Half-Zip Windshirt**  
Polyester twill long-sleeve windshirt with tricot lining. Protection and comfort, featuring embroidered Grady-White logo.

[Click here to shop online at www.gradywhite.com](http://www.gradywhite.com)

[view email in browser](#) | [unsubscribe](#) | [forward to a friend](#)

This email was sent to <<Email Address>> from Grady-White Boats, Inc.

[Click here to unsubscribe](#) from the DOCKLINES eNewsletter list

You are receiving this email from Grady-White Boats because you have asked to receive Docklines or because we know that you enjoy reading our Anchorline newsletter and thought you may be interested in our new Docklines e-newsletter.

Copyright © 2010 Grady-White Boats, Inc. All rights reserved.  
Grady-White Boats, Inc. | 5121 Martin Luther King Jr. Hwy | Greenville, NC 27834